

# Fund Fact Sheet

## Trimegah Kas Syariah

February 28, 2023

### MARKET REVIEW

- During February 2023 10-year government bond yield increased by 19.2 bps to 6.899%. JCI up by 0.06 % MoM, closed at 6,843.24. Sectors driving index performance include industry (2.41% MoM) dan consumer cyclical (2.93% MoM).
- US PCE data came in above expectation at 5.4% YoY (vs forecast 5.0% YoY). This caused the terminal rate expectation level to raise to 5.4075% and induce the market expectation of The Fed pivoting to dissipate.
- Inflation in February 2023 was above consensus prediction, recorded at 5.47% YoY (0.16% MoM). Meanwhile, IDR depreciated by -1.7% MoM, against USD closed at 15,250 on 28 February 2023.

### INVESTMENT MANAGER

PT Trimegah Asset Management was established in January 2011 is a subsidiary of PT Trimegah Sekuritas Indonesia, Tbk which has more than 30 years of experience in the Indonesian Capital Market, Trimegah has a business license from OJK as an Investment Manager with Number KEP-02/BL/MI/2011.

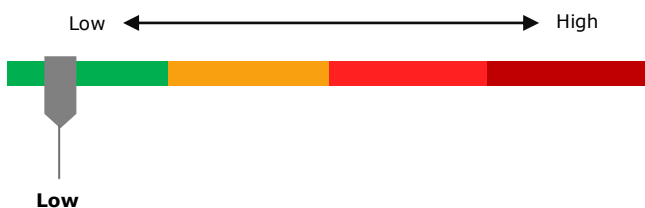
### INVESTMENT OBJECTIVES

Obtain optimal income in the form of value growth investment by trying to maintain the value of the investment early stage and provide a high level of liquidity in order to meet cash needs in a short time through investment in accordance with Sharia Principles in the Capital Market on Sharia Securities listed in the List of Sharia Securities.

### KEY RISK FACTORS

- Risk of Changes in Economic and Political Conditions
- Default Risk
- Risk of Regulatory Change
- Liquidity Risk
- Risk of Dissolution and Liquidation
- Risk Decrease in Net Asset Value of Participation Units
- Risk of Exchange Rate and Interest Rate Fluctuations

### RISK CLASSIFICATION



Description Risk :

Trimegah Kas Syariah Mutual Fund invests in domestic Islamic Money Market instruments and/or Securities State Sharia (State Sukuk) and/or Sukuk issued by corporations issued with period of not more than 1 (one) year and/or remaining maturity is not more than 1 (one) year and categorized as low risk

NET ASSET VALUE	Jan 31 <sup>st</sup> 2023	Feb 28 <sup>th</sup> 2023
Total NAV (Rp billion)	488.62	404.13
NAV per Unit (Rp)	1,301.42	1,305.54
Participation Unit (millions)	375.45	309.55

### MUTUAL FUND INFORMATION

Type of Fund	: Sharia Money Market Fund
Inception Date	: December 22, 2016
Effective Date	: November 29, 2016
No Effective Statement Letter	: No. S-703/D.04/2016
Custodian Bank	: PT Bank Mandiri Persero
ISIN Code	: IDN000270204
Fund Currency	: Rupiah (IDR)
Minimum Initial Investment	: Rp100.000,-
Number of Units Offered	: 1.000.000.000
Valuation Period	: Daily

### INVESTMENT FEE

Subscription Fee	: None
Redemption Fee	: None
Switching Fee	: Max. 3%
Management Fee	: Max. 2%
Custodian Fee	: Max. 0,20%

### INVESTMENT POLICY

Money Market and/or	: 0% - 100%
Bonds	: 0% - 100%

### ASSET ALLOCATION

Obligasi	: 53.19%
Others	: 46.81%

### TOP HOLDING (%)

Bank Panin Syariah ( <b>Deposito</b> )	17.82%
Sukuk Mudharabah II OKI Pulp & Paper Mills Tahun 2022 Seri A	17.33%
Bank Syariah Bukopin ( <b>Deposito</b> )	13.11%
Sukuk Mudharabah Berkelanjutan II Indah Kiat Pulp & Paper Tahap III Tahun 2022 Seri A	11.14%
Sukuk Mudharabah I Pindo Deli Pulp And Paper Mills Tahun 2022 Seri A	9.89%
Bank Muamalat ( <b>Deposito</b> )	9.28%
Bank Victoria Syariah ( <b>Deposito</b> )	5.32%
Sukuk Mudharabah Berkelanjutan I Mandala Multifinance Tahap II Tahun 2022 Seri A	4.96%
Sukuk Mudharabah Berkelanjutan II Pegadaian Tahap I Tahun 2022 Seri A	4.93%
Sukuk Wakalah Bi Al-Istitsmar I CIMB Niaga Auto Finance Tahun 2023 Seri A	2.47%

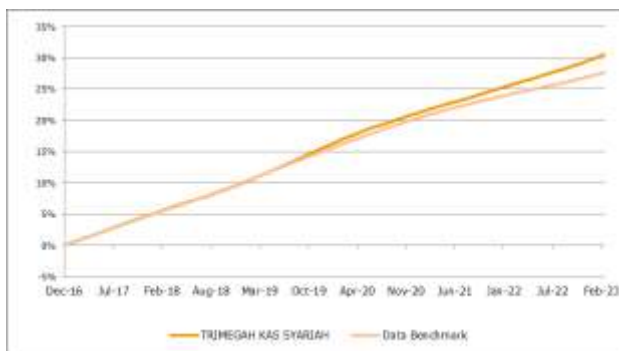
Notes: This Information is based on data as of the 30<sup>th</sup> or 31<sup>st</sup> of each month or the following trading day.

## HISTORICAL PERFORMANCE (PERFORMANCE)

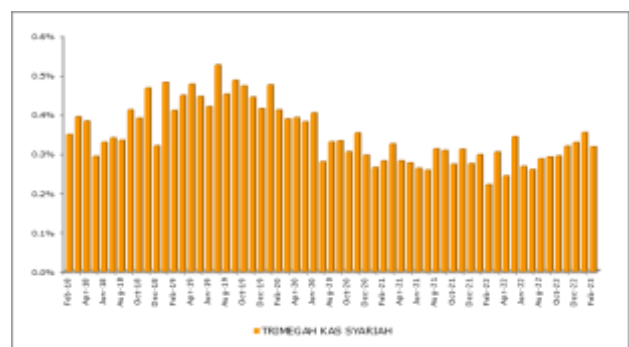
	1 month	3 month	6 month	YTD	YOY	2 Calendar Year	3 Calendar Year	Since Inception
<b>Trimegah Kas Syariah</b>	0.32%	1.00%	1.91%	0.67%	3.66%	7.23%	11.60%	30.55%
<b>Benchmark*</b>	0.23%	0.72%	1.38%	0.48%	2.65%	5.58%	9.85%	27.69%
<b>Highest Performance</b>	Jul '17	0.54%						
<b>Lowest Performance</b>	Feb '22	0.22%						

\*) IDRE1MO Index : Bank Indonesia Deposit Rate Average 1 Month IDR

## MUTUAL FUND'S PORTFOLIO PERFORMANCE SINCE INCEPTION



## MONTHLY PERFORMANCE IN THE LAST 5 YEARS



## CUSTODIAN BANK

PT Bank Mandiri Persero has provided custodial services since 1995 with an operating license that has been updated by BAPEPAM based on the Decree BAPEPAM No. KEP.01/PM/Kstd//1999 dated October 4 1999.

## PARTICIPATION UNIT TRANSACTION CONFIRMATION

Is a letter or written confirmation of Participation Unit ownership confirming the execution of the Participation Unit purchase and/or redemption order and/or investment transfer from the Participating Unit Holder and showing the number of Participation Units owned by the Participating Unit Holder and is valid as proof of Participation Unit ownership provided. by the Custodian Bank for the Participation Unit Holder electronically. In the event that there is a Securities Ownership Reference facility (AKSes), the Unit Holder may view the Mutual Fund ownership through the <https://access.ksei.co.id/> page.

Website link for prospectus access – [https://bit.ly/Prospektus\\_TRKSYA](https://bit.ly/Prospektus_TRKSYA)

**DISCLAIMER:** INVESTMENT THROUGH MUTUAL FUNDS CONTAINS RISK, BEFORE DECIDE TO INVEST, PROSPECTIVE INVESTORS MUST READ AND UNDERSTAND THE PROSPECTUS. PAST PERFORMANCE DOES NOT GUARANTEE/REFLECT INDICATIONS OF FUTURE PERFORMANCE. THE FINANCIAL SERVICES AUTHORITY MAKES NO STATEMENT OF APPROVAL OR DISAPPROVAL OF THESE SECURITIES, NOR ANY STATEMENT OF THE ACCURACY OR ADEQUACY OF THE CONTENTS OF THIS MUTUAL FUND PROSPECTUS. ANY STATEMENT IN CONTRACT WITH THESE MATTERS IS A ILLEGAL ACT.

Mutual funds are Capital Market products and not products issued by Selling Agents/Banking. The Mutual Fund Selling Agent is not responsible for the demands and risks of managing the mutual fund portfolio carried out by the Investment Manager. This product information summary does not replace the Mutual Fund Prospectus and is prepared by PT Trimegah Asset Management for informational purposes only and does not constitute an offer to buy or a request to sell. All information contained in this document is presented correctly. If necessary, investors are advised to seek professional opinion before making investment decisions. Past performance is not necessarily a guide to future performance, nor is it an estimate made to give an indication of its future performance or trends. PT Trimegah Asset Management as the Investment Manager is licensed and supervised by OJK.

PT Trimegah Asset Management  
Gedung Artha Graha Lt. 19  
Jl. Jend. Sudirman Kav. 52 - 53  
Jakarta 12190, Indonesia  
t. +62-21 2924 8030  
f. +62-21 2924 8040  
e. cs\_tram@trimegah.com



[www.trimegah-am.com](http://www.trimegah-am.com)



Trimegah-am



Trimegah-am



@\_trimegahAM